

Summation | Standard Floor Plan

1409 Sq.Ft. | 3 Bedrooms | 2.5 Bathrooms

Duplex Home | Semi-detached Home

Elevation Model B | Floor Plan Model B

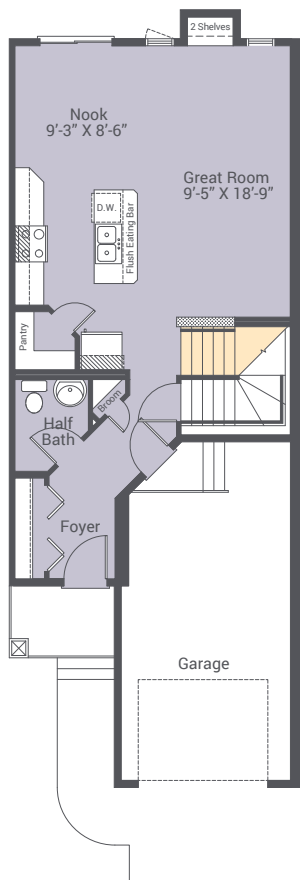


Summation

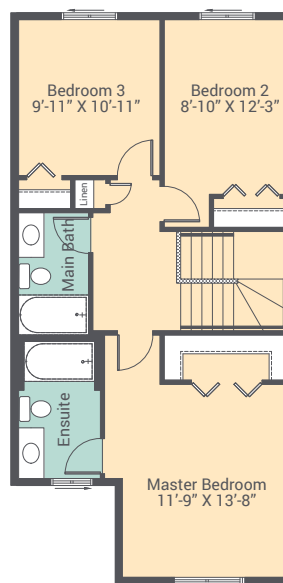
Sensation

Due to changes and improvements resulting from continuous research and development, we reserve the right to alter design and specifications without notice or obligation.

Elevation may change per plan, for reference only.



Main Floor **650 Sq.Ft.**



Upper Floor **759 Sq.Ft.**

Carpet | Laminate | Linoleum

Summation | Optional Basement

1409 Sq.Ft. | 3 Bedrooms | 2.5 Bathrooms

Duplex Home | Semi-detached Home

Elevation Model B | Floor Plan Model B

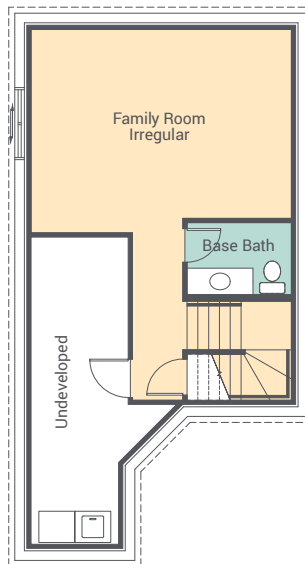


Summation


Sensation

Due to changes and improvements resulting from continuous research and development, we reserve the right to alter design and specifications without notice or obligation.

Elevation may change per plan, for reference only.



Lower Floor **340 Sq.Ft.**

 Carpet  Laminate  Linoleum

Summation | Optional Upper Floor Plans

1409 Sq.Ft. | 3 Bedrooms | 2.5 Bathrooms

Duplex Home | Semi-detached Home

Elevation Model B | Floor Plan Model B



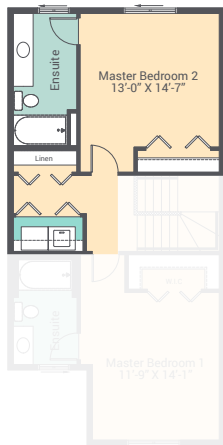
Summation

Sensation


Due to changes and improvements resulting from continuous research and development, we reserve the right to alter design and specifications without notice or obligation.

Elevation may change per plan, for reference only.

2nd Master Bedroom



Upper Floor **759 Sq.Ft.**

 Carpet  Laminate  Linoleum